


RIZVI EDUCATION SOCIETY
RIZVI COLLEGE OF ARTS SCIENCE & COMMERCE (DEGREE)
BALANCE SHEET AS ON 31ST MARCH 2024

As On 31ST MARCH 23 Rs.	LIABILITIES	As On 31ST MARCH 24 Rs.	As On 31ST MARCH 23 Rs.	ASSETS	As On 31ST MARCH 24 Rs.
	<u>INCOME & EXPENDITURE</u>			<u>FIXED ASSETS</u>	
34,295,926	Bal. as per last B.Sheet	40,263,772	270,591	<u>Audio visual</u>	
5,967,846	Add: Surplus during the year	3,394,236	26,450	Opening	252,485
40,263,772		43,658,008	-44,556	Add: Addition During the Year	
				Less : Depreciation	-37,873
			252,485		214,612
	<u>CURRENT LIABILITIES</u>			<u>Computer Systems</u>	
13,531,644	Library book bank deposit / deposits	14,590,667	622,804	Opening	331,560
-	Scholarship	186,042	293,172	Add: Addition During the Year	273,760
849,817	Sundry Creditors	5,707	-584,416	Less : Depreciation	187,375
45,000	Audit fees	54,000	331,560		417,945
18,665	TDS PAYMENT	1,606,320		<u>Library Barcode Machine</u>	
102,474	DCPS	113,856		Opening	17,721
8,078,198	Outstanding Expense	2,634,162	10,818	Add: Addition During the Year	
	Outstanding salary	12,934,511	10,030	Less : Depreciation	-2,658
22,625,798		32,125,265	-3,127		15,063
			17,721	<u>Library computers</u>	
194,266	Balance as per last balance sheet	194,266	62,254	Opening	37,353
-	Less : Written off	-	-	Add: Addition During the Year	
194,266		194,266	-24,901	Less : Depreciation	-14,941
			37,353		22,412
	<u>CAUTION MONEY DEPOSIT</u>			<u>Furniture and Fixture</u>	
1,008,885	Balance as per last balance sheet	1,123,136	582,478	Opening	576,399
121,301	Add: Addition	105,600.00	56,765	Add: Addition During the Year	424,742
-7,050	Less : Written Off	-408,340	-62,844	Less : Depreciation	-100,114
1,123,136		820,396	576,399		901,027
				<u>Fire Extinguisher</u>	
320,685	Balance as per last balance sheet	368,285	10,775	Opening	23,397
50,400	Add: Addition	40,400	16,751	Add: Addition During the Year	36,462
-2,800	Less : Written Off	-2,000	-4,129	Less : Depreciation	-6,245
368,285		406,685	23,397		53,614
				<u>Office Equipment</u>	
1,754,650	Balance as per last balance sheet	1,944,400	48,959	Opening	41,615
201,500	Add: Addition	183,100	-	Add: Addition During the Year	-
-11,750	Less : Written Off	-6,100	-7,344	Less : Depreciation	-6,242
1,944,400		2,121,400	41,615		35,373
				<u>Sports Equipment</u>	
	<u>Inter college</u>		621	Opening	528
2,829,099	Rizvi Education Society	5,138,465	-	Add: Addition During the Year	-
			-93	Less : Depreciation	-79
			528		449



				Telephone System	
		3,484	Opening		2,961
		-	Add: Addition During the Year		18,518
		-523	Less .: Depreciation		-1,833
		2,961			19,646
			water cooler & Purifier		
		1,656	Opening		1,408
		-	Add: Addition During the Year		-
		-248	Less .: Depreciation		-211
		1,408			1,197
			Laboratory Equipment		
		36,820	Opening		31,297
		-	Add: Addition During the Year		-
		-5,523	Less .: Depreciation		-4,695
		31,297			26,602
			Physics		
		28,462	Opening		24,193
		-4,269	Add: Addition During the Year		-3,629
		24,193	Less .: Depreciation		20,564
			Chemistry		
		7,177	Opening		6,100
		-1,077	Add: Addition During the Year		-915
		6,100	Less .: Depreciation		5,185
			Botany		
		88,301	Opening		75,056
		-13,245	Add: Addition During the Year		-11,258
		75,056	Less .: Depreciation		63,798
			Zoology		
		32,624	Opening		63,316
		38,471	Add: Addition During the Year		-9,497
		-7,779	Less .: Depreciation		-9,497
		63,316			53,819
			Books		
		0	Opening		-
		45,600	Add: Addition During the Year		30,237
		-45,600	Less .: Depreciation		-9,511
		0			20,726
			CC tv camera		
		216,415	Opening		198,787
		17,452	Add: Addition During the Year		31,314
		-35,080	Less .: Depreciation		-89,095
		198,787			141,006
			Projector		
		61,907	Opening		43,067
		18,840	Add: Addition During the Year		222,336
		43,067	Less .: Depreciation		-28,868
					236,535
			Vending Machine		
		-	Opening		-
		-	Add: Addition During the Year		20,200
		-	Less .: Depreciation		-3,030
		-			17,170
			PRINTER		
			Opening		-



				Add: Addition During the Year	50,197
				Less : Depreciation	-10,045
					40,152
				Xerox Machine	
			-	Opening	-
			-	Add: Addition During the Year	169,920
			-	Less : Depreciation	-12,744
					157,176
				Interactive Panel	
			-	Opening	-
			-	Add: Addition During the Year	203,550
			-	Less : Depreciation	-15,266
					188,284
			XXX	Fixed Deposit	XXX
				CURRENT ASSETS	
				Cap Account	
		182,741		Prepaid	289,616
		39,640		Electrical Security Deposit	39,640
		319,220		Fees Receivable	10,232
		541,601			339,488
				LOANS & ADVANCES	
		958,581		Advance Salary	2,308,200
				RIZVI UNAIDED COLLEGE	331,876
				Grant Receivable	
		-		Building Rent	-
		-		NSS GRANT RECEIVABLE	90,818
		157,442		Receivable From DSWO (Govt) DCPS	108,029
		8,489,408		Salary	16,775,619
		8,646,850			16,974,466
				CASH & BANK BALANCE	
		8,123		Cash in hand	26,028
		57,466,362		Bank Banlance	61,832,076
		57,474,485			61,858,104
69,348,755.95		84,464,485.37	69,348,755.95		84,464,485.37

As Per Our Report of Even Date

Date :
Mumbai


For M/s. J C D & ASSOCIATES
Chartered Accountants

Jyoti Chandra
C/o Jyoti Chandra
Proprietor
MRN No. 100819



(DR. ASHFAQ AHMAD KHAN)
PRINCIPAL

Rizvi Education Society's
RIZVI COLLEGE
OF ARTS, SCI. & COM.
Bandra (W), Mumbai-400 050
PRINCIPAL





RIZVI EDUCATION SOCIETY
RIZVI COLLEGE OF ARTS SCIENCE & COMMERCE (DEGREE)
INCOME & EXPENDITURE FOR THE YEAR ENDED 31ST MARCH 2024


As On 31ST MARCH 23 Rs.	EXPENDITURE	As On 31ST MARCH 24 Rs.	As On 31ST MARCH 23 Rs.	INCOME	As On 31ST MARCH 24 Rs.
8,000	Affiliation Expenses	8,000			
105,702,864	Salaries & Incentives	128,574,651	10,209,818	Tuition & Other Fees	6,835,667
	Employers Contribution to PF		96	Int. on Saving Bank A/c	100
1,416,000	Building Rent				
236,870	Laboratory Expenses	82,225		FD Interest :	
	Professional Fees	22,500		Int. on Invst with HDFC LTD	
118,296	Library Expenses	139,797			
999	Telephone Charges				
388,183	Annual Maintanace charges	291,956			
269,207	Printing & Stationery	447,232			
2,528	Postage & Courier	1,127		OTHER INCOME	
53,206	Conveyance expenses	30,921	2,489,306	Misc. Receipt	2,308,352
258,721	Univercity Exam Fees				
12,473	Bank Charges	3,146			
171,619	Gymkhana Expenses	138,671	105,783,689	Grant Rced	128,574,651
12,845	Water Charges	11,690			
	Convocation Expenses	45,840			
484,602	Depreciation	556,124			
80,959	Department Activites	98,500			
120,000	Gymkhana Remmuration				
1,091,289	Examination Expenses	1,157,515			
	Examination Remuneration	650,258			
608,144	Repairs & Maintenance	539,776			
11,162	Extra Curricular Activity	5,400			
400	Cash Allowance				
374,200	Electricity Charges	501,856			
50,000	Audit Fees	59,000			
	Membership & Subscription	3,076			
32,626	NCC Grant and Expenses	22,795			
	NSS Grant and Expenses	990			
29,500	NAAC EXPENSES	69,380			
2,000	Education Tour	15,249			
809,776	Computer Expenses	19,338			
78,000	CAS Expert Allownce	32,000			
41,480	Binding charges				
	Cloud Based Software Service Charges	220,140			
	Prior Period Expenses	17,574			
6,447	Balance written off	315,600			
42,668	Sundry Expenses	242,207			
	Tada Expense				
112,515,064		134,324,534			
	EXCESS OF INCOME OVER EXPS.				
5,967,845.63	TRANSFER RED TO BALANCE SHEET	3,394,236.42			
118,482,909.23		137,718,770.00	118,482,909.23		137,718,770.00

As Per Our Report of Even Date

Date :
Mumbai

For M/s. J C D & ASSOCIATES
Chartered Accountants



 CA Jyoti Chandresh Dongre
 Proprietor
 MRN NO : 625045


(DR. ASHFAQ AHMAD KHAN)
PRINCIPAL
 Rizvi Education Society's
RIZVI COLLEGE
 OF ARTS, SCI. & COM.
 Bandra (W), Mumbai-400 050

PRINCIPAL



RIZVI COLLEGE OF ARTS SCIENCE & COMMERCE [DEGREE]
Fixed Assets Schedule for the year ended 31st March 2024

Assessment Year 2024-25


Previous Year Ended 31.03.2024

ASSETS	Balance as on 01.04.2023 Rs.	Additions Upto 30th Sept. 2023 Rs.	Additions From 1st Oct.2023 Rs.	Deletion During the Yr Rs.	Total as on 31.03.2024 Rs.	Depreciation during the year Rs.	Net Assets as on 31.03.2024 Rs.
Audio Visual Equipment	252,484.92	-	-	-	252,485	37,873.00	214,611.92
Computer Systems	331,559.91	-	273,760	-	605,320	187,375.00	417,944.91
Library COMPUTERS	37,352.56	-	-	-	37,353	14,941.00	22,411.56
LIBRARY Barcode Machine	17,720.54	-	-	-	17,721	2,658.00	15,062.54
Furniture & Fixtures	576,398.61	424,742	-	-	1,001,141	100,114.00	901,026.61
Fire Extinguisher- Office Equipment	23,397.42	-	36,462	-	59,859	6,245.00	53,614.42
Office Equipment	41,614.65	-	-	-	41,615	6,242.00	35,372.65
Sports Equipment	527.56	-	-	-	528	79.00	448.56
Telephone System	2,960.63	-	18,518	-	21,479	1,833.00	19,645.63
Water Cooler & Purifier	1,407.98	-	-	-	1,408	211.00	1,196.98
Laboratory Equipments	31,296.70	-	-	-	31,297	4,695.00	26,601.70
PHYSICS	24,192.74	-	-	-	24,193	3,629.00	20,563.74
CHEMISTRY	6,099.75	-	-	-	6,100	915.00	5,184.75
BOTANY	75,056.12	-	-	-	75,056	11,258.00	63,798.12
ZOOLOGY	63,315.65	-	-	-	63,316	9,497.00	53,818.65
Library Books	-	17,316	12,921	-	30,237	9,511.00	20,726.00
CC TV camera	198,786.64	16,588	14,726	-	230,101	89,095.00	141,005.64
Projector / Scanner	43,066.50	-	222,336	-	265,403	28,868.00	236,534.50
Printer	-	-	50,197	-	50,197	10,045.00	40,152.00
Vending Machine	-	20,200	-	-	20,200	3,030.00	17,170.00
Xerox Mchine	-	-	169,920	-	169,920	12,744.00	157,176.00
Interactive Panel	-	-	203,550	-	203,550	15,266.00	188,284.00
	1,727,239	478,846	1,002,390	-	3,208,475	556,124	2,652,351



RIZVI EDUCATION SOCIETY
RIZVI COLLEGE OF ARTS SCIENCE & COMMERCE (UNAIDED)
BALANCE SHEET AS ON 31ST MARCH 2024

As On 31ST MARCH 23 Rs.	LIABILITIES	As On 31ST MARCH 24 Rs.	As On 31ST MARCH 23 Rs.	ASSETS	As On 31ST MARCH 24 Rs.
	<u>INCOME & EXPENDITURE</u>			<u>FIXED ASSETS</u>	
152,139,507	Bal. as per last B.Sheet	167,305,537	482,555	<u>COMPUTER & Printer</u>	
15,166,030	Add: Surplus during the year	11,543,035	1,090,609	Opening	943,898
167,305,537		178,848,572	-629,266	Add: Addition During the Year	244,850
			943,898	Less : Depreciation	426,529
					762,219
	<u>CURRENT LIABILITIES</u>			<u>Electical Installation</u>	
45,000	Provision audit fees	54,000	739,037	Opening	628,181
393,012	Outstanding Expenses	157,776		Add: Addition During the Year	
126,035	Alumini association	196,935	-110,856	Less : Depreciation	94,227
564,047		408,711	628,181		533,954
	<u>ADVANCE INCOME</u>			<u>Furniture and Fixtures</u>	
	<u>LIBRARY Deposit</u>			Opening	617,558
2,079,110	Opening balance	2,281,810	686,176	Add: Addition During the Year	39,648
203,200	Add: Addition During the year	164,100	-68,618	Less : Depreciation	63,738
500	Less : Refunded	-6,700	617,558		593,468
2,281,810		2,439,210		<u>Machinery</u>	
	<u>Caution Money Deposit</u>			Opening	19,143
1,031,550	Opening balance	1,139,400	22,521	Add: Addition During the Year	
108,150	Add: Addition During the year	88,200	-3,378	Less : Depreciation	2,871
300	Less : Refunded	3,450	19,143		16,272
1,139,400		1,224,150		<u>Projector</u>	
	<u>Laboratory Deposit</u>			Opening	47,266
2,745,650	Opening balance	3,108,484	55,607	Add: Addition During the Year	
363,684	Add: Addition During the year	314,450	-8,341	Less : Depreciation	7,090
850	Less : Refunded	10,550	47,266		40,176
3,108,484		3,412,384		<u>Microphone</u>	
	<u>Icici Bank</u>			Opening	2,345
-		-	2,759	Add: Addition During the Year	
			-414	Less : Depreciation	352
			2,345		1,993
				<u>Office Equipment</u>	
			87,724	Opening	74,565
			-13,159	Add: Addition During the Year	
			74,565	Less : Depreciation	11,185
					63,380



				Audio Visual Equipment	
			861	Opening	732
			-	Add: Addition During the Year	-
			-129	Less .: Depreciation	110
			732		622
				Printer	
			10,413	Opening	6,248
			-	Add: Addition During the Year	33,630
			-4,165	Less .: Depreciation	9,225
			6,248		30,653
				Fire Extinguisher	
			-	Opening	14,238
			16,751	Add: Addition During the Year	-
			-2,513	Less .: Depreciation	2,136
			14,238		12,102
			136,537,725	Fixed Deposits	157,048,534
			2,246,356	Accured Interest	6,344,628
			138,784,081		163,393,162
				CURRENT ASSETS	
			915,526	LOANS & ADVANCES	
			-	tds on int	-
			22,732	Electricity Security Deposit	22,732
			938,258		22,732
			-	Outstanding Fees Receivable	128,053
			190,321	Prepaid Expenses	187,489
				Branch & Division	
			11,375,791	Rizvi education society	15,034,310
				CASH & BANK BALANCE	
			7,333	Cash in hand	7,843
			20,740,050	BANK Balance	5,495,071
			9,270	Union Bank of india	9,528
			20,756,653		5,512,442
174,399,277.66		186,333,026.66	174,399,277.66		186,333,026.66

As Per Our Report of Even Date

For M/s. J C D & ASSOCIATES
Chartered Accountants

Date :
Mumbai

CA Jyoti Chandrasekhar Dongre
Proprietor
MRN NO : 625045



(DR. ASHFAQ AHMAD KHAN)
PRINCIPAL

Rizvi Education Society's
RIZVI COLLEGE
OF ARTS, SCI. & COM.
Bandra (W), Mumbai-400 050

PRINCIPAL




RIZVI EDUCATION SOCIETY
RIZVI COLLEGE OF ARTS SCIENCE & COMMERCE (UNAIDED)
INCOME & EXPENDITURE FOR THE YEAR ENDED 31ST MARCH 2024

As On 31ST MARCH 23 Rs.	EXPENDITURE	As On 31ST MARCH 24 Rs.	As On 31ST MARCH 23 Rs.	INCOME	As On 31ST MARCH 24 Rs.
80,000.00	Affiliation Fees	114,500.00			
23,647,231.00	Salaries & Incentives	24,469,778.00	44,737,990.86	Tuition & Other Fees	36,308,557.00
115,436.00	Gymkhan Expenses	147,613.00	-	Int. on Saving Bank A/c	258.00
-	Alumani fees	14,416.00			
-	Examination remuneration	-			
24,855.00	Library expenses	-	6,816,013.00	FD Interest :	
-	Univercity Examination Fees	-	256.00	Accured int on bank	10,676,757.00
-	Examination Fees	264,013.00	6,816,269.00	Int. on Invst with bank	-
1,998.00	Telephone Charges	-			10,676,757.00
521,928.00	Printing & Stationery	1,158,839.00			
-	Enrollment & eligibility Expenses	-			
10,698.00	Conveyance expenses	43,446.00	2,200.00	OTHER INCOME	
297,954.00	Computer Expense	40,880.00		Misc. Receipt	74,311.00
177.00	Bank Charges	154.00			
-	Inter Collegiate Expenses	-			
33,555.00	Office & Admin expenses	119,637.00			
1,521,931.00	Remmunaration	684,281.00			
840,839.00	Depreciation	617,463.00			
	Annual maintance charges	257,344.00			
6,542,900.00	Repairs & Maintenance	3,171,821.00			
1,073,050.00	Electricity Charges	1,308,390.00			
50,000.00	Audit Fees	59,000.00			
-	Library books	117,818.00			
4,130.00	Advertisement	-			
-	Travelling Expenses	-			
181,300.00	Bmc Property tax	90,650.00			
9,772.00	Misc Expenses	551,231.00			
-	Balance written off	947,819.00			
798,822.00	Software Expenses	180,319.00			
548,824.00	Examination Expense	-			
85,030.00	Marathon Expense	1,157,436.00			
36,390,430.00		35,516,848.00			
15,166,029.86	EXCESS OF INCOME OVER EXPS. TRANSFERRED TO BALANCE SHEET	11,543,035.00			
51,556,459.86		47,059,883.00	51,556,459.86		47,059,883.00

As Per Our Report of Even Date

For M/s. J C D & ASSOCIATES
Chartered Accountants

Date :
Mumbai



CA Jyoti Chaudhary, Donga
Proprietor
MRN NO : 625045

(DR. ASHFAQ AHMAD KHAN)
PRINCIPAL
Rizvi Education Society's
RIZVI COLLEGE
OF ARTS, SCI. & COM.
Bandra (W), Mumbai-400 050

PRINCIPAL



RIZVI COLLEGE OF ARTS SCIENCE & COMMERCE [UNAIDED]
Fixed Assets Schedule for the year ended 31st March 2024

Assessment Year 2024-25

Previous Year Ended 31.03.2024

ASSETS	Balance as on 01.04.2023 Rs.	Additions Upto 30th Sept. 2023 Rs.	Additions From 1st Oct.2023 Rs.	Deletion During the Yr Rs.	Total as on 31.03.2024 Rs.	Depreciation during the year Rs.	Net Assets as on 31.03.2024 Rs.
Computer Systems	943,898	-	244,850	-	1,188,748	426,529	762,219
Electrical Installaion	628,181	-	-	-	628,181	94,227	533,954
Furniture & Fixtures	617,558	-	39,648	-	657,206	63,738	593,468
Machinery	19,143	-	-	-	19,143	2,871	16,272
Projector	47,266	-	-	-	47,266	7,090	40,176
Microphone	2,345	-	-	-	2,345	352	1,993
Office Equipment	74,565	-	-	-	74,565	11,185	63,380
Fire Extinguisher	14,238	-	-	-	14,238	2,136	12,102
Audio Visual Equipment	732	-	-	-	732	110	622
Printer	6,248	-	33,630	-	39,878	9,225	30,653
	2,354,174	-	318,128	-	2,672,302	617,463	2,054,839

